

Innovations (continued from pg. 2)

- LEAN Practices in Wallingford Public Schools - Over the last two years, Wallingford Public Schools has worked to engage participants in a dialogue about the implementation challenges of innovation within traditional systems and in financially trying times. By personalizing these challenges and then learning about LEAN Mindset and the power of partnerships, our district has become better prepared to begin the process of charting a course for meaningful and sustainable innovation. Drawing conceptually from LEAN philosophy and design thinking (Wallingford 3D Learning® - DREAM - DESIGN - DO®), district administration has utilized a series of strategies to engage staff, students, and families in charting the course for our district as well as trying to increase effectiveness. Strategies employed include SWOT analysis, process/journey mapping, Kaizen events, and impact analysis. We are proud to be working collaboratively with so many members of our community to better meet the needs of our present and future students.

Success (continued from pg. 4)

- College Entrance and Persistence – Graduates of Wallingford’s high schools continue to enter post-secondary institutions at high levels. Equally important, the rate of students who persist in continuing their college careers from freshman to sophomore year remains high.
- Latest available data from the state of CT

School		Lyman Hall High School	Mark T. Sheehan High School
2009-2010	Entrance	72%	76.7%
	Persistence	89.6%	88.3%
2010-2011	Entrance	70%	77%
	Persistence	91.5%	93.7%
2011-2012	Entrance	75.1%	80%
	Persistence	89.1%	89.4%
2012-2013	Entrance	72.1%	80.5%
	Persistence	88%	95.5%
2013-2014	Entrance	70.5%	69.9%
	Persistence	90%	90.8%

- Other indicators of student success


2015-2016: 490 2016-2017: 692 students participated in Advanced Placement courses	2015-2016: 68% 2016-2017: 73% of students taking AP exams earned scores of 3 or higher	2015-2016: 104 2016-2017: 90 students were honored as Varsity Scholars
2015-2016: 1247 2016-2017: 1340 UCONN Early College Experience credits were earned by high school students	2015-2016: 76 2016-2017: 95 students were inducted into the National Honor Society	

Non-Profit
U.S. Postage
PAID
Permit No. 63
06492

The Education Connection
Your Wallingford Public Schools Community Newsletter

100 South Turnpike Road
Wallingford, CT 06492

Scholarships Awarded



Superintendent's Message

Dear Wallingford Community,

Wallingford Public Schools continues to strive to achieve the Wallingford 100: 100% Community Involvement with 100% Student Engagement resulting in 100% Student Success. In an effort to measure our work in this endeavor, we regularly collect a wide range of data to check for progress across multiple indicators, both academic and non-academic. This process provides us with a much richer understanding of the progress of our district than merely relying on an analysis of standardized test scores.



It is vitally important that the community that supports our efforts is well aware of the work of the district. Traditionally, we have provided the results of our data gathering process through our annual, community budget presentations. In an effort to increase awareness, we plan to provide an annual update on these indicators through EdConnection. In addition, the steps we take toward improvement will continue to be documented in our Strategic Plan and summarized in the District Annual Report.

We appreciate the continued support of the entire Wallingford community and look forward to continued success and growth as a school district.

Salvatore F. Menzo, Ed.D.
Superintendent

Strategic Planning

This year marks the eighth year of the Wallingford Public School District Strategic Plan. The Strategic Plan continues to be the focus of all that we do in the district. With the five main areas (Communication/Partnerships/Community, Curriculum, District Climate, Facilities, and Technology) as the focus of our work, the district has made significant strides over the last seven years. The plan has offered focus as to the mission and vision of our work.

The plan is updated annually and reviewed by the Board of Education three times a year. The fall and spring are goal and objective updates. The winter update is focused on budgetary plans based on those defined goals and objectives.

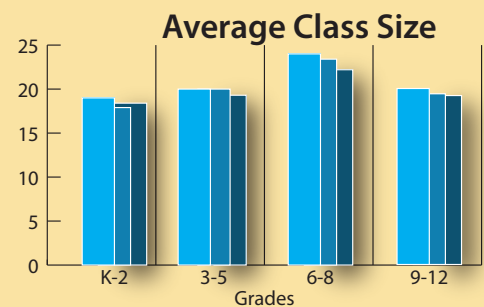
Innovation & Continuous Improvement

In our ongoing quest to achieve the Wallingford 100, the Wallingford Public Schools stands committed to the following goals:

- Review, revise and implement practices and programming to support students experiencing social/emotional challenges
- Review, revise, and implement practices and programming to support students experiencing challenges with addiction
- Strive for increased rigor and student engagement
- Continue to develop initiatives to address students with attendance issues
- Continue to develop and implement a Mastery Based Learning System consisting of:
 - clear and consistent expectations for student learning
 - clear and consistent criteria for assessing student achievement (grading)
 - clear and consistent criteria for communicating student learning to students and parents
 - local control of establishing what students need to know and be able to do to graduate

Current Initiatives

- District professional development and instructional improvement have focused on critical elements of the implementation of Common Core State Standards, Performance Tasks and Scientific Research Based Intervention (SRBI). All initiatives have a strong focus on the use of data to make instructional adjustments to increase student achievement.
- The district provided all K-12 certified staff with regularly scheduled, job embedded Professional Development. In 2013-2014, the district K-5 professional development plan addressed topics related to teaching strategies for English language learners, best practices in reading and math instruction, performance tasks/assessments and implementation of Common Core State Standards.
- The district also remains committed to maintaining appropriate class size to ensure optimal learning environments for our students.



Class size refers to the number of students in a given course or classroom, specifically either (1) the number of students being taught by individual teachers in a course or classroom or (2) the average number of students being taught by teachers in a school, district, or education system.

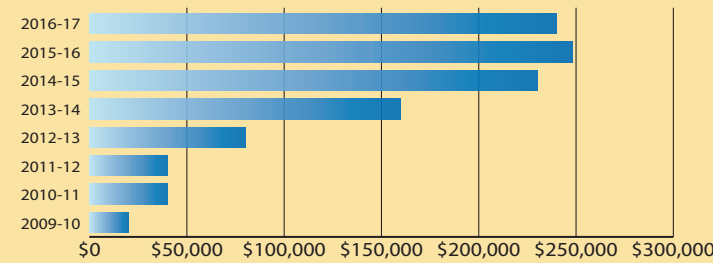
- Habits of Work – For our elementary students, the revised Habits of Work (HOW) indicators appeared on the report cards and were communicated to parents three times during the year. At the middle and high school, parents viewed the habits of work scores in PowerSchool. The scores provided insight into students’ preparation for learning, interactions with peers and adults, as well as engagement in learning.
- All middle school and high school teachers met and collaborated on consistent opportunities allowable for “redo/retake” as well as a common form to be used by students. Students were able to request opportunities for “redo/retake” on various assignments and were able to successfully reflect on their learning in order to strengthen their understanding of content.

Continued on Page 5, (see *Innovations*)

Community Involvement

- Our Community Partners - Wallingford Public Schools is extremely grateful for the efforts of a number of organizations throughout our community who support us through providing much needed resources, expertise, and guidance. Please consider including your organization.

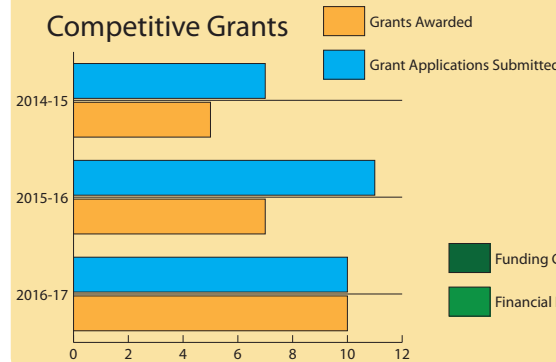
Donations 2009-2017



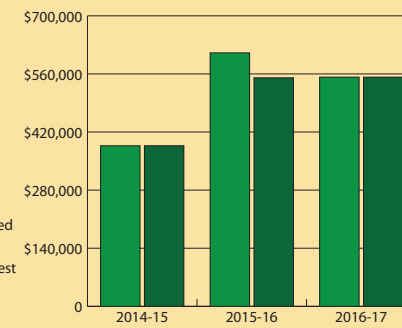
The community at large continues to provide much needed resources, assisting us in meeting the needs of our students.

- In addition, the district works closely with agencies throughout Wallingford and the state to obtain additional resources to support our efforts.

Competitive Grants



Grant Funding



Student Engagement

Technology plays a key role in our efforts to increase levels of student engagement in all of our schools. To that end, we have achieved the following.

- All classrooms have adequate A/V presentation equipment (projectors & SmartBoards).
- All elementary classrooms have Interactive Touch-It TV's.
- 100% of students in our middle schools have access to Chromebooks.
- Our high schools are planning to increase the current 1:2 ratio of Chromebooks to students.
- Students in our elementary schools are developing their technology skills through the use of Chromebooks and iPads.



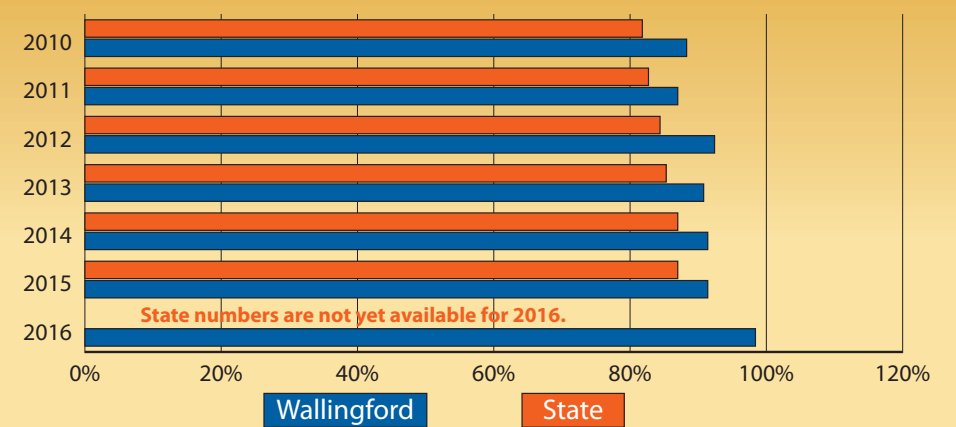
In addition, all Wallingford Public School teachers have been issued laptops to assist with instruction, communication with parents, and the myriad of other tasks required by their roles. Furthermore, each school is developing its own professional development plan based on school staff readiness and capacity to support growth in the use of Google Classroom and other interactive technologies. Our goal is to provide universal access to technology for all of our students.

Student Success

Graduation rates continue to climb as we develop and implement strategies to:

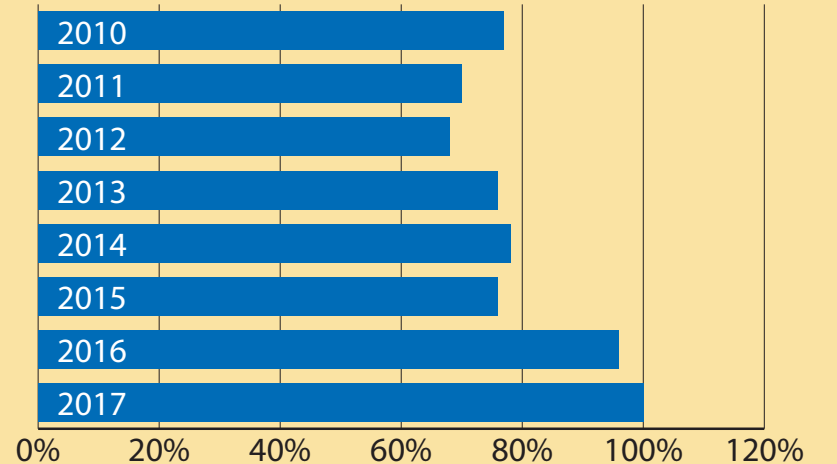
- Improve personalization of instruction
- Provide intervention services to support academic as well as social/emotional needs
- Support at risk students through specialized programming

High School Graduation Rates



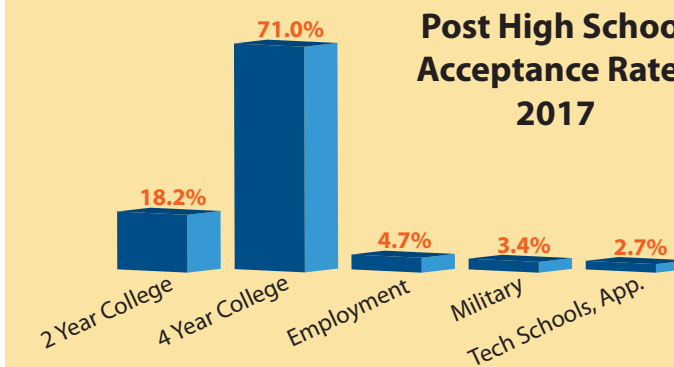
The high school graduation rate is the percentage of first-time ninth graders who graduate within four years or less with a regular high school diploma. Students who require more than four years to complete their graduation requirements are not included in this percentage.

Adult Education Graduation Rates



Adult Education graduation rates include students in the program's Credit Diploma Program (CDP) as well as those enrolled in the National External Diploma Program (NEDP). All Wallingford Adult Education Program graduates earn a Wallingford High School Diploma.

Post High School Acceptance Rates 2017



School counselors track post-high school acceptance rates through Naviance, an interactive online counseling tool available to all students grades 6-12.

Continued on Page 5, (see *Success*)